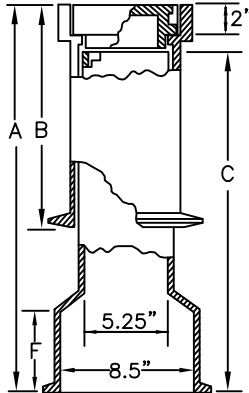
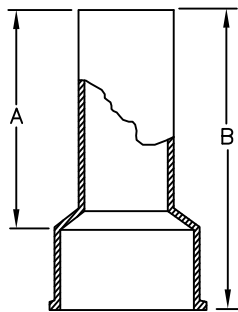




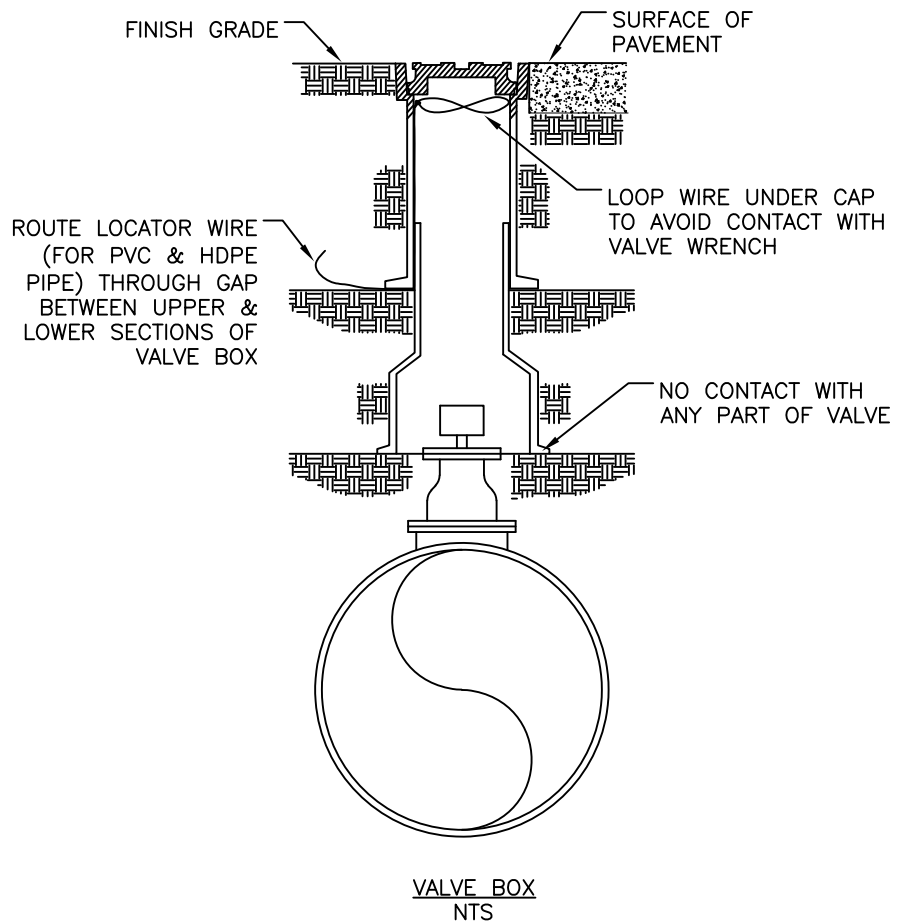
VALVE BOX LID
NTS



VALVE BOX



EXTENSION



VALVE BOX & EXTENSIONS SHALL BE
BINGHAM & TAYLOR. SEE CHART BELOW FOR SIZES

Size No.	Extension Range-A	Top Section & Cover No.	Dim. B	Wt.	Bottom Section No.	Dim. C	Wt.	Height Bell-F	Wt.
5461-S	18-24	54-S	10.5	35.0	61-S	15.0	24.0	6.5	59.0
5561-S	23-29	55-S	15.5	42.0	61-S	15.0	24.0	6.5	65.1
5562-S	27-36	55-S	15.5	42.0	62-S	24.5	33.0	6.5	75.0
5564-S	39-48	55-S	15.5	42.0	64-S	36.0	46.0	8.5	88.0
5662-S	38-48	56-S	26.5	57.0	62-S	24.5	33.0	6.5	90.0
5664-S	39-60	56-S	26.5	57.0	64-S	36.0	46.0	8.5	103.0
5468-S	63-68	Longer Boxes Made By Adding Extensions to No.5664-S							
5568-S	63-73								
5668-S	63-84								

VALVE BOXES

Size No.	Increases Length A	Overall Length B	Wt.
63-E	9.0	13.0	20.0
64-E	14.0	18.0	23.0
65-E	20.0	24.0	31.5
66-E	24.0	30.0	36.5
67-E	30.0	36.0	46.0

EXTENSIONS

THE INTENT OF THIS DETAIL IS TO CLARIFY AND NOT SUPERSEDE OR MODIFY THE SPECIFIC REQUIREMENTS AS LISTED IN THE SPECIFICATIONS



TYPICAL
VALVE BOX

SCALE: NTS REVISION DATE: 11/07/2016